

# Energy performance certificate (EPC)

31, Thorny Road  
Thornhill  
EGREMONT  
CA22 2RZ

Energy rating

**B**

Valid until: **25 October 2025**

Certificate number: **8998-0261-0229-4527-1053**

**Property type** Mid-terrace house

**Total floor area** 79 square metres

## Rules on letting this property

Properties can be let if they have an energy rating from A to E.

You can read [guidance for landlords on the regulations and exemptions \(https://www.gov.uk/guidance/domestic-private-rented-property-minimum-energy-efficiency-standard-landlord-guidance\)](https://www.gov.uk/guidance/domestic-private-rented-property-minimum-energy-efficiency-standard-landlord-guidance).

## Energy rating and score

This property's energy rating is B. It has the potential to be A.

[See how to improve this property's energy efficiency.](#)

Score	Energy rating	Current	Potential
92+	<b>A</b>		94 <b>A</b>
81-91	<b>B</b>	81 <b>B</b>	
69-80	<b>C</b>		
55-68	<b>D</b>		
39-54	<b>E</b>		
21-38	<b>F</b>		
1-20	<b>G</b>		

The graph shows this property's current and potential energy rating.

**Properties get a rating from A (best) to G (worst) and a score.** The better the rating and score, the lower your energy bills are likely to be.

For properties in England and Wales:

- the average energy rating is D
- the average energy score is 60

## Breakdown of property's energy performance

# Features in this property

Features get a rating from very good to very poor, based on how energy efficient they are. Ratings are not based on how well features work or their condition.

Assumed ratings are based on the property's age and type. They are used for features the assessor could not inspect.

Feature	Description	Rating
Wall	Cavity wall, as built, no insulation (assumed)	Poor
Wall	Solid brick, as built, no insulation (assumed)	Very poor
Roof	Pitched, 200 mm loft insulation	Good
Window	Fully double glazed	Average
Main heating	Boiler and radiators, mains gas	Good
Main heating control	Programmer, TRVs and bypass	Average
Hot water	From main system	Good
Lighting	Low energy lighting in 57% of fixed outlets	Good
Floor	Solid, no insulation (assumed)	N/A
Secondary heating	Room heaters, mains gas	N/A

## Low and zero carbon energy sources

Low and zero carbon energy sources release very little or no CO<sub>2</sub>. Installing these sources may help reduce energy bills as well as cutting carbon emissions. The following low or zero carbon energy sources are installed in this property:

- Solar photovoltaics

## Primary energy use

The primary energy use for this property per year is 190 kilowatt hours per square metre (kWh/m<sup>2</sup>).

▶ [About primary energy use](#)

## Additional information

Additional information about this property:

- Cavity fill is recommended

## How this affects your energy bills

An average household would need to spend **£978 per year on heating, hot water and lighting** in this property. These costs usually make up the majority of your energy bills.

You could **save £351 per year** if you complete the suggested steps for improving this property's energy rating.

This is **based on average costs in 2015** when this EPC was created. People living at the property may use different amounts of energy for heating, hot water and lighting.

## Heating this property

Estimated energy needed in this property is:

- 11,983 kWh per year for heating
- 2,100 kWh per year for hot water

## Impact on the environment

This property's environmental impact rating is C. It has the potential to be A.

Properties get a rating from A (best) to G (worst) on how much carbon dioxide (CO<sub>2</sub>) they produce each year.

# Carbon emissions

<b>An average household produces</b>	6 tonnes of CO2
<b>This property produces</b>	2.7 tonnes of CO2
<b>This property's potential production</b>	1.0 tonnes of CO2


You could improve this property's CO2 emissions by making the suggested changes. This will help to protect the environment.

These ratings are based on assumptions about average occupancy and energy use. People living at the property may use different amounts of energy.

# Changes you could make

▶ [Do I need to follow these steps in order?](#)


## Step 1: Cavity wall insulation

Typical installation cost	£500 - £1,500
Typical yearly saving	£126
Potential rating after completing step 1	 86 B


## Step 2: Internal or external wall insulation

Typical installation cost	£4,000 - £14,000
Typical yearly saving	£79
Potential rating after completing steps 1 and 2	 88 B


## Step 3: Floor insulation (solid floor)

Typical installation cost	£4,000 - £6,000
Typical yearly saving	£47
Potential rating after completing steps 1 to 3	 90 B

## Step 4: Low energy lighting

Typical installation cost	£30
Typical yearly saving	£18
Potential rating after completing steps 1 to 4	 91 B

## Step 5: Solar water heating

Typical installation cost	£4,000 - £6,000
Typical yearly saving	£35
Potential rating after completing steps 1 to 5	 92 A

## Step 6: Replacement glazing units

Typical installation cost	£1,000 - £1,400
Typical yearly saving	£47

## Help paying for energy improvements

You might be able to get a grant from the [Boiler Upgrade Scheme \(https://www.gov.uk/apply-boiler-upgrade-scheme\)](https://www.gov.uk/apply-boiler-upgrade-scheme). This will help you buy a more efficient, low carbon heating system for this property.

## More ways to save energy

[Find ways to save energy in your home](#)

## Who to contact about this certificate

### Contacting the assessor

If you're unhappy about your property's energy assessment or certificate, you can complain to the assessor who created it.

<b>Assessor's name</b>	Carl Fitton
<b>Telephone</b>	01228 515666
<b>Email</b>	<a href="mailto:cfitton@tiffen.co.uk">cfitton@tiffen.co.uk</a>

### Contacting the accreditation scheme

If you're still unhappy after contacting the assessor, you should contact the assessor's accreditation scheme.

<b>Accreditation scheme</b>	Elmhurst Energy Systems Ltd
<b>Assessor's ID</b>	EES/012856
<b>Telephone</b>	01455 883 250
<b>Email</b>	<a href="mailto:enquiries@elmhurstenergy.co.uk">enquiries@elmhurstenergy.co.uk</a>

## About this assessment

<b>Assessor's declaration</b>	Employed by the professional dealing with the property transaction
<b>Date of assessment</b>	26 October 2015
<b>Date of certificate</b>	26 October 2015
<b>Type of assessment</b>	▶ <a href="#">RdSAP</a>

## Other certificates for this property

If you are aware of previous certificates for this property and they are not listed here, please contact us at [dluhc.digital-services@levellingup.gov.uk](mailto:dluhc.digital-services@levellingup.gov.uk) or call our helpdesk on 020 3829 0748 (Monday to Friday, 9am to 5pm).

<b>Certificate number</b>	<a href="/energy-certificate/8317-7228-1500-8283-9906">8317-7228-1500-8283-9906 (/energy-certificate/8317-7228-1500-8283-9906)</a>
---------------------------	--

[Help \(/help\)](#) [Accessibility \(/accessibility-statement\)](#) [Cookies \(/cookies\)](#)

[Give feedback \(https://forms.office.com/e/hUnC3Xq1T4\)](https://forms.office.com/e/hUnC3Xq1T4) [Service performance \(/service-performance\)](#)

**OGL**

All content is available under the [Open Government Licence v3.0 \(https://www.nationalarchives.gov.uk/doc/open-government-licence/version/3/\)](https://www.nationalarchives.gov.uk/doc/open-government-licence/version/3/), except where otherwise stated



[ght \(https://www.nationalarchives.gov.uk/information-management/re-using-public-sector-information/uk-government-licensing-framework/cr](https://www.nationalarchives.gov.uk/information-management/re-using-public-sector-information/uk-government-licensing-framework/cr)